



PANTHER PRESENCE

Prowling for Excellent Attendance

May 2025



North Country FSCS: Families, Students, Communities, Schools

Welcome to Belleville Henderson Central School District's monthly attendance newsletter.

It is our goal to provide information and resources that encourage school attendance and support positive practices.

We want to say a big **thank you** to families, students, and teachers for helping to kick off our May Attendance Challenge!

Signs are placed all around the school, and we hope that conversations are taking place with families and in classrooms to generate some "buzz" about the challenge.

These last weeks of school are the time to "stay in the game" and finish strong!

Spring Madness Attendance Challenge

May 1st-May 30th

WIN A PRIZE PARTY FOR YOUR CLASSROOM!

All grades PK-12!

Every day that each first period classroom has 90% attendance, they will add a sticker to their chart located outside their classroom.

The classroom with the most stickers on their chart on May 30th wins!

The top two classrooms in PK-5 **AND** the top two classrooms in 6-12 will receive a **Parfait and Breakfast Pizza Party!**
(in the event of a tie, there will be a random drawing for the winning classes)
 Prize parties will take place the week of June 2nd.

We have been in school for 137 days!

How many days has your child been absent?


If you answered **less than 13 days**, then keep up the good work!

If more than 13 days, your child has lost 10% (or more) of learning and social time.

#YourAttendanceMatters

"Is it Possible to Talk About Feelings Too Much?"

- **Hint:** Yes....other forms of coping might be more helpful.
- The author, *Lisa D'Amour*, is an expert on the teenage years and contributor to the movie "Inside Out 2".
- Click on the book to get more tips for your teens and almost-teens.



New Data! This is the percent of students in each grade who have missed less than 13 days of school! Thumbs up for the grades with the highest percent!

Elementary K-5

K: 79%	3rd: 89%
1st: 93%	4th: 90%
2nd: 92%	5th: 91%



Secondary 6 - 12

6th: 88%	9th: 73%	11th: 83%
7th: 86%	10th: 87%	12th: 83%
8th: 87%		



PANTHER PRESENCE

Prowling for Excellent Attendance

April 2025



North Country FSCS: Families, Students, Communities, Schools

Welcome to Belleville Henderson Central School District's monthly attendance newsletter.

It is our goal to provide information and resources that encourage school attendance and support positive practices.

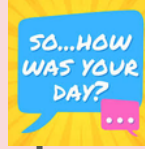
When you ask your child, "How was school today?", do you wish you could get more than a one word answer?

Then [this link](#) is for you! Check out **25 funny and unique questions** to find out how your kids really feel about school!



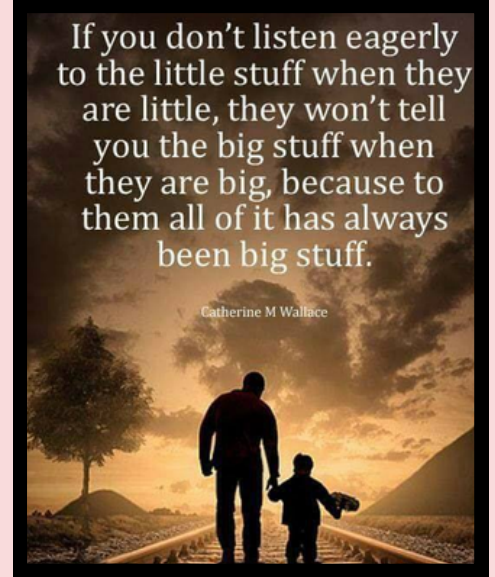
Here are a few to get you started:

- If you got to be the teacher tomorrow, what would you do?
- If you could switch seats with anyone in the class, who would you trade with? Why?
- What was the best (or worst) thing that happened at school today?



If you don't listen eagerly to the little stuff when they are little, they won't tell you the big stuff when they are big, because to them all of it has always been big stuff.

Catherine M Wallace



We have been in school for 120 days!

How many days has your child been absent?


If you answered *less than 12 days*, keep up the good work!

If more than 12 days, your child has lost 10% (or more) of learning and social time.

#YourAttendanceMatters

"Helping Teens Deal With Disappointment"

- **HINT: They want to be heard, but don't need an immediate solution**
- The author, Lisa D'Amour, is an expert on the teenage years and contributor to the movie "Inside Out 2".
- Click on the book to sign-up for more tips for your teens and almost-teens



New Data! This is the percent of students in each grade who have missed less than 12 days of school! Thumbs up for the grades with the highest percent!

Elementary K-5

K: 86%

1st: 88%

2nd: 89%

3rd: 95%

4th: 92%

5th: 88%



Secondary 6 - 12

6th: 91%

7th: 83%

8th: 90%



9th: 73%

10th: 90%

11th: 83%

12th: 87%



PANTHER PRESENCE

Prowling for Excellent Attendance
March 2025



North Country FSCS: Families, Students, Communities, Schools

Welcome to Belleville Henderson Central School District's monthly attendance newsletter. It is our goal to provide information and resources to families and our community about the importance of school attendance.

There are 20 school days in March!

***March is one of the longest months of the school year, so
we want you to do your best to be here every day!***



10 Facts about Attendance

1. Nationally, half of students who miss 2-4 days in September go on to miss nearly a month of school. [Read more...](#)
2. Chronic absence has almost doubled in the last five years.. [Read more...](#)
- 3, Absenteeism and its ill effects start early. [Read more...](#)
4. Poor attendance can influence whether children read proficiently by the end of third grade or be held back. [Read more...](#)
5. By 6th grade, chronic absence becomes a leading indicator that a student will drop out of high school. [Read more...](#)

[Click here for the other five facts!](#)

Daily Attendance for February 3–February 28, 2025

Elementary K–5

Daily Attendance Average %

K: 95.33%	3rd: 94.59%
1st: 96.67%	4th: 95.83%
2nd: 94.53%	5th: 95.47%



Secondary 6–12

Daily Attendance Average %

6th: 93.71%	9th: 88.85%	11th: 92.68%
7th: 96.85%	10th: 93.12%	12th: 95.05%
8th: 96.13%		



**Do you remember the
Climate Survey that was
offered for families to
complete in October?**

We want you to know that a team of teachers and administrators have received the results and are working hard to find solutions and make our school the **best place** for everyone.

**Stay tuned for opportunities to give
more feedback!**

**We have been in
school for 101 days!**


*How many days has
your child been
absent?*

If you answered
10 or more days,

your child has
already lost
10% (or more) of
learning and social
time.

"How to Give Advice to a Teenager"

- **HINT: Ask, Recognize, and Weigh**
- The author, Lisa D'Amour, is an expert on the teenage years and contributor to the movie "Inside Out 2".
- Click on the book to sign-up for more tips for your teens and almost-teens





PANTHER PRESENCE

Prowling for Excellent Attendance

February 2025



North Country FSCS: Families, Students, Communities, Schools

Welcome to Belleville Henderson Central School District's monthly attendance newsletter. It is our goal to provide information and resources to families and our community about the importance of school attendance.

Let's Recap!

Check out some highlights from our first five editions of Panther Presence.

Benefits of Regular Attendance!

- **Confidence** at home and school.
- Anxiety **decreases**
- Children are **part of a community**
- Ongoing, extended **conversations and learning**
- Children learn to **control their emotions**
- Less time spent "catching up"
- Families feel more a part of the **school community**

Attendance Challenges that We Can Help With At School:

- **Barriers**
- **Aversion**
- **Disengagement**
- **Misconceptions**

Click [HERE](#) to find out more

"Executive functioning skills" include:

Planning: Writing due dates in a planner

Organization: Using binders and folders to organize classwork

Time management: Set alarms in the morning to get to school on time

Working memory: Recalling a stopping point in a previous lesson.

Self-control: Switching between activities or ideas

[How to Cultivate Executive Functioning Skills for Students](#)

Having ROUTINES Helps Everyone With:

- Self-regulation skills
- Self-management skills
- Trusting relationships
- Better physical health
- "Predictable, repetitive routines are calming and help reduce anxiety"

Daily Attendance for January 6-January 31, 2025

Elementary K-5

Daily Attendance Average %

K: 96.32% **3rd:** 94.95%
1st: 93.52% **4th:** 96.50%
2nd: 93.33% **5th:** 94.93%

Secondary 6-12

Daily Attendance Average %

6th: 94.10% **9th:** 94.10% **11th:** 92.68%
7th: 93.52% **10th:** 95.70% **12th:** 96.34%
8th: 96.34%

When kids **DON'T** get enough sleep!



- * Lack of sleep might be misdiagnosed as a mental health disorder!
- * Children and teens are **LESS** able to:
 - control their impulses
 - learn
 - complete schoolwork


We have been in school for **87 days!**

How many days has your child been absent?

If you answered **8 or more days**, your child has already lost 10% (or more) of learning and social time.

"Practices for Well-Being"

- **HINT:** Think less multi-tasking, true downtime, and positive relationships.
- The author, Lisa D'Amour, is an expert on the teenage years and contributor to the movie "Inside Out 2".
- Click on the book to sign-up for more tips for your teens and almost-teens





PANTHER PRESENCE

Prowling for Excellent Attendance

January 2025



North Country FSCS: Families, Students, Communities, Schools

Welcome to Belleville Henderson Central School District's monthly attendance newsletter. It is our goal to provide information and resources to families and our community about the importance of school attendance.

Welcome Back!

We are delighted to see everyone back at school to kick off 2025!
We encourage our entire Panther community to develop and reach for their aspirations in the new year!



This edition of *Panther Presence* introduces you to important skills that students learn in school called "**executive functioning skills**". These skills comprise how our brains manage and sort information, make decisions, and plan.

Some examples of executive functioning skills that students learn and apply in school are:

Planning: Students writing due dates in a planner.

Organization: Students using binders with various folders to organize classwork.

Time management: Students set alarms in the morning to get to school on time, without skipping breakfast or other necessary morning tasks.

Working memory: Students recalling a stopping point in a previous lesson.

Self-control: Students successfully switching between activities or ideas.

[How to Cultivate Executive Functioning Skills for Students](#)

Daily Attendance for December 2–December 20, 2024

Elementary K–5

Daily Attendance Average %

K: 96.20% **3rd:** 95.85%
1st: 96.64% **4th:** 96.87%
2nd: 97.26% **5th:** 95.83%



Secondary 6–12

Daily Attendance Average %

6th: 95.05% **9th:** 93.26% **11th:** 93.20%
7th: 95.05% **10th:** 92.70% **12th:** 96.05%
8th: 95.87%



<https://www.thepathway2success.com>


We have been in school for 71 days!

How many days has your child been absent?

If you answered 7 or more days, your child has already lost 10% (or more) of learning and social time.

"Adapting to Change"

- Click the link for 3 ways to help teens with **learning to adapt** (flexible thinking).
- The author, Lisa D'Amour, is an expert on the teenage years and contributor to the movie "Inside Out 2".
- Click on the book to get more tips for your teens and almost-teens





PANTHER PRESENCE

Prowling for Excellent Attendance

December 2024

North Country FSCS: Families, Students, Communities, Schools



Welcome to Belleville Henderson Central School District's monthly attendance newsletter. It is our goal to support families and educate the community on the importance of school attendance.

How do Routines Help Children, Teens, and Adults?

Did you know that routines are good for our health? This includes all the routines that take place at school and preparing for school.

* For children, routines lead to feeling **trust** in the world around them, which leads to stronger **self-regulation** and **self-management** skills.



<https://www.peacefulparenthappykids.com/read/structure-routines>

* For teens, routines lead to **trusting relationships** with caregivers, better **physical health**, increased ability to be **responsible**, and **lifelong skills** such as time management and self-control.

<https://personalexcellence.org/raising-worldchangers-blog/why-teens-need-routine>

* For adults, "predictable, repetitive routines are **calming** and help **reduce anxiety**", and also help you feel in control of your life.

<https://www.piedmont.org/living-real-change/why-routines-are-good-for-yourhealth>

Routines can help us feel safe and secure	Routines provide stability during times of change	Routines support our body clock for regular bedtimes
	<i>Why routines are good for teens?</i>	
Routines help us to develop a sense of responsibility	Routines help us to develop basic work skills and time management	Routines help us to plan quality time with family to strengthen relationships

<https://www.lasalle.wa.edu.au/wellbeing-the-benefits-of-a-routine/>

Daily Attendance for November 1–November 26, 2024

Elementary K–5

Daily Attendance Average %

K: 94.73%	3rd: 94.58%
1st: 96.24%	4th: 95.00%
2nd: 95.36%	5th: 96.24%

Secondary 6–12

Daily Attendance Average %

6th: 92.94%	9th: 92.59%	11th: 92.79%
7th: 94.44%	10th: 91.09%	12th: 95.26%
8th: 95.88%		

Holiday Letter

(Click to read)

Holiday Family Joke

Knock, knock!

Who's there?

Snow.

Snow who?

Snow time to waste. It's almost Christmas!


We have been in school for 59 days!

How many days has your child been absent?

If you answered 5 or more days, your child has already lost 10% (or more) of learning and social time.

"Avoidance Feeds Anxiety"

- Click the link above to learn 3 ways that avoidance feeds anxiety (and resources to help).
- The author, Lisa D'Amour, is an expert on the teenage years and contributor to the movie "Inside Out 2".
- Click on the book to get more tips for your teens and almost-teens





PANTHER PRESENCE

Prowling for Excellent Attendance

November 2024

North Country FSCS: Families, Students, Communities, Schools



Welcome to Belleville Henderson Central School District's monthly attendance newsletter. It is our goal to support families and educate the community on the importance of school attendance.

Fast facts about sleep – the critical but sometimes overlooked necessity for optimal physical and mental health.

When kids GET enough ZZZs:

- * Children and teens are able to control their impulses.
- * Learning and completing schoolwork is easier.
- * There is less risk of depression, anxiety, bipolar disorder, etc.
- * Children and teens are in better moods.

When kids DON'T get enough ZZZs:

- * Sometimes, being sleep deprived can be misdiagnosed as mental health disorders.
- * There is a higher risk of injuries, diabetes, obesity, and other physical ailments.

ATTENDANCE MATTERS

Missing a day of school here and there may not seem like much, but absences add up!

When a student misses 2 days a month...	When a student misses 4 days a month...
They will miss 20 DAYS a year.	They will miss 40 DAYS a year.
They will miss 30 HOURS of math over the school year.	They will miss 60 HOURS of math over the school year.
They will miss 60 HOURS of reading & writing over the school year.	They will miss 120 HOURS of reading & writing over the school year.
They will miss over 1 YEAR of school by graduation.	They will miss over 2 YEARS of school by graduation.

[Thanksgiving Thank You Letter](#)

(Click to read)

Daily Attendance for October 1– October 31, 2024

Elementary K–5

Daily Attendance Average %

K: 96.06% **3rd:** 96.37%
1st: 98.07% **4th:** 97.50%
2nd: 98.07% **5th:** 96.76%



Secondary 6–12

Daily Attendance Average %

6th: 95.78% **9th:** 92.86% **11th:** 92.14%
7th: 96.14% **10th:** 91.77% **12th:** 96.01%
8th: 95.71%

BHCSD has a part-time Counseling Assistant, Anne Marie Honsinger. Mrs. Honsinger will be working at school three days a week supporting middle and high school students and families in the areas of attendance and other important student success skills.

Thanksgiving Family Joke

What kind of key doesn't open a door?
A turkey.

We have been in school for 42 days!


How many days has your child been absent?

If you answered 4 or more days, your child has already lost 10% (or more) of learning and social time.

["Sleep is the Glue That Holds Humans Together"](#)

- Click the link above to learn 4 culprits that might be making it hard for your teen to fall asleep.
- The author, Lisa D'Amour, is an expert on the teenage years and contributor to the movie "Inside Out 2".

- Click on the book to get more tips for your teens and almost-teens





PANTHER PRESENCE

Prowling for Excellent Attendance

October 2024

North Country FSCS: Families, Students, Communities, Schools



Welcome to Belleville Henderson Central School District's monthly attendance newsletter.

It is our goal to support families and educate the community on the importance of school attendance.

The website called **Attendance Works** researches attendance and provides free resources to schools and families. The figure below from the www.attendanceworks.org website describes common reasons for absences that typically fall into four broad categories.

If your child is showing any of these signs, please know that BHCS D teachers, staff, and administrators want to support you and your child. Please call us (315-846-5121), send us an email, or come in. We are here for you.

Barriers	Aversion	Disengagement	Misconceptions
<ul style="list-style-type: none"> Chronic and acute illness Family responsibilities or home situation Trauma Poor transportation Housing and food insecurity Inequitable access to needed services System involvement Lack of predictable schedules for learning Lack of access to tech Community violence 	<ul style="list-style-type: none"> Struggling academically and/or behaviorally Unwelcoming school climate Social and peer challenges Anxiety Biased disciplinary and suspension practices Undiagnosed disability and/or disability accommodations Caregivers had negative educational experiences 	<ul style="list-style-type: none"> Lack of challenging, culturally responsive instruction Bored No meaningful relationships to adults in the school (especially given staff shortages) Lack of enrichment opportunities Lack of academic and behavioral support Failure to earn credits Need to work conflicts with being in high school 	<ul style="list-style-type: none"> Absences are only a problem if they are unexcused Missing 2 days per month doesn't affect learning Lose track and underestimate TOTAL absences Assume students must stay home for any symptom of illness Attendance only matters in the older grades Suspensions don't count as absence

Daily Attendance for September 3–September 30, 2024

Elementary K–5

Daily Attendance Average %

K: 97.00%	3rd: 94.75%
1st: 96.325%	4th: 96.88%
2nd: 98.38%	5th: 93.40%

Secondary 6–12

Daily Attendance Average %

6th: 96.29%	9th: 92.94%	11th: 95.63%
7th: 92.68%	10th: 93.18%	12th: 97.58%
8th: 95.32%		

What we are doing at school:

- Teachers are closely monitoring attendance and notifying administrators of concerns
- Teachers, counselors, and administrators are checking-in with students and families
- After-school programs are taking place in K–5
- After-school clubs and programs are also now happening for students in grades 6–12

We have been in school for 20 days!


How many days has your child been absent?

If you answered 2 or more days, your child has already lost 10% (or more) of learning time.

"We can't always

solve our teen's problems--so how do we help?"

- (Hint: 3 easy ways!)
- Click above to learn more from *Lisa D'Amour*, an expert on the teenage years and contributor to the movie "Inside Out 2"
- Click on the book to get more tips for your teens and almost-teens





PANTHER PRESENCE

Prowling for Excellent Attendance

September 2024



Welcome to Belleville Henderson's first attendance newsletter. It is our goal to educate families and the community on the importance of school attendance.

The purpose of this newsletter is to:

- Raise awareness of the impact of good attendance
- Cultivate conversation by sharing data
- Provide helpful tips on helping your student arrive at school each day and on time.

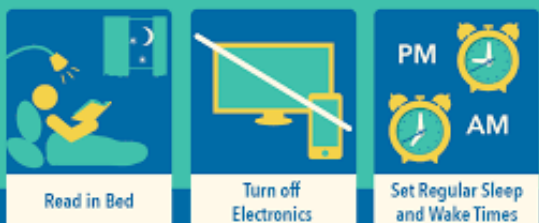
We hope you will find each newsletter helpful and informative.

The Social and Emotional Benefit of Regular Attendance

Research has shown the following benefits from consistent and on-time attendance:

- A predictable schedule builds the child's **confidence** at home and school.
- Student anxiety decreases because they **know what to expect** from the previous day.
- Children recognize they are **part of a community**; their peers and teacher expect and include them and miss them when they are gone.
- Ongoing, extended conversations and learning lead to **improved student outcomes**.
- Children learn to increasingly **control their emotions** simply by being in a consistent environment and on a schedule every day.
- Students spend **more time building on what they learned** the day before and less time "catching up" (another decrease in anxiety).
- Parents and families feel more a part of the **school community**.

Good Sleep Habits



DID YOU KNOW:
54% of our 7th-8th graders and 60% of our 9th-12th graders report that they don't get enough sleep and rest?

What Families Can Do

Elementary K-5

- + Set a regular bedtime and morning routine.
- + Show interest regularly in what your child has learned.
- + Ask interesting questions about your child's day.
- + Support good attendance habits.



Secondary 6-12

- + Monitor your teen's academic progress and seek help from teachers or other staff when necessary.
- + Encourage your teen to join meaningful after-school activities that are offered.
- + Ask interesting questions about your teen's day.

IMPORTANT ATTENDANCE FACTS: There are 180 days in a school year, which leaves 185 days to spend on family time, appointments, and other commitments!

Chronic Attendance

180 Days 100%	172 Days 96%	169 Days 94%	165 Days 92%	More than 18 days absent, less than 90%
Very best chance of success	Off to a flying start	Less chance of success	Harder to make progress	Chronic Absenteeism (Not fair for your child)

The goal for all students is to be present in school at least 90% of the school year. This equates to missing no more than two days each month.

Statistics show that students with regular attendance are more likely to achieve their full potential, and are less likely to suffer from gaps in their learning.

Let us work with you to ensure your child's educational success.